


Name: _____

Bar Graph of Flowers

Noah counts the flowers in his garden. He sees:

- 5 red flowers
- 7 purple flowers
- 3 pink flowers
- 2 blue flowers



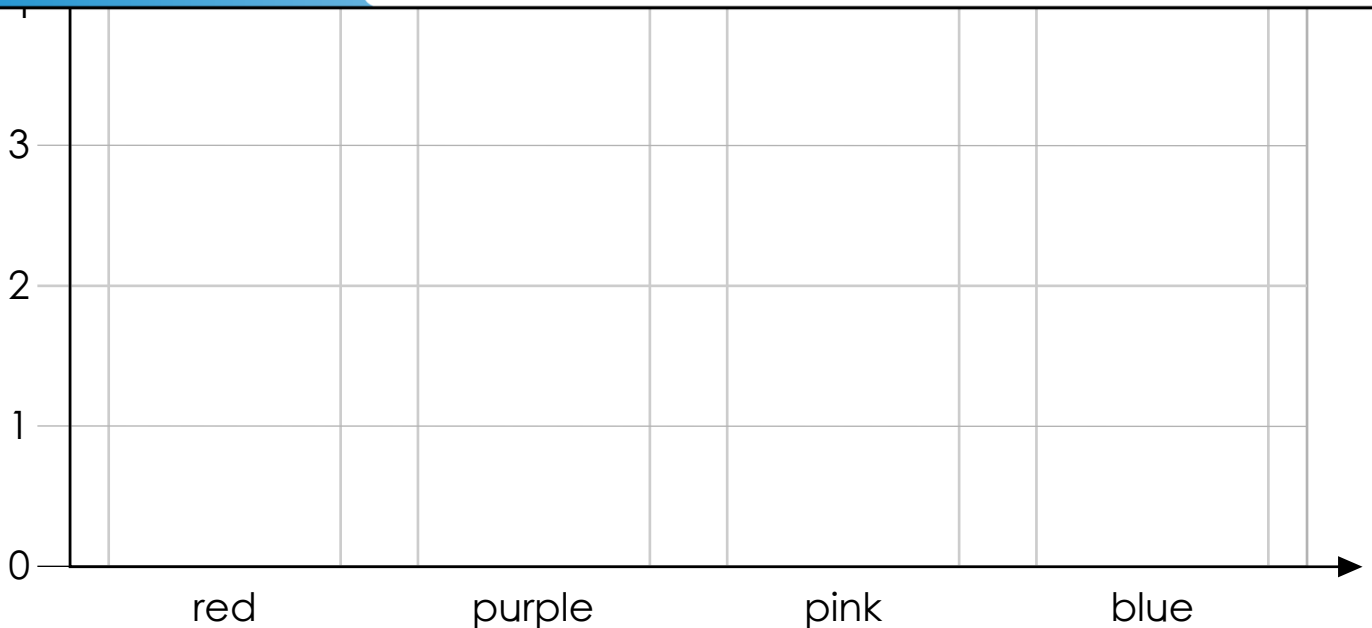
Make a graph to show how many flowers of each color he sees.

Noah's Garden Flowers




Preview

Please log in to download
the printable version of this worksheet.



Name: _____

Bar Graph of Flowers



Use the bar graph you made to answer the questions.

1. Did Noah see more red flowers or pink flowers?

1. _____



Preview

Please log in to download the printable version of this worksheet.

4. How many more purple flowers than pink flowers did he see?

4. _____

5. How many pink and blue flowers did he see in all?

5. _____

6. How many more red flowers did he see than blue flowers?

6. _____


ANSWER KEY

Bar Graph of Flowers

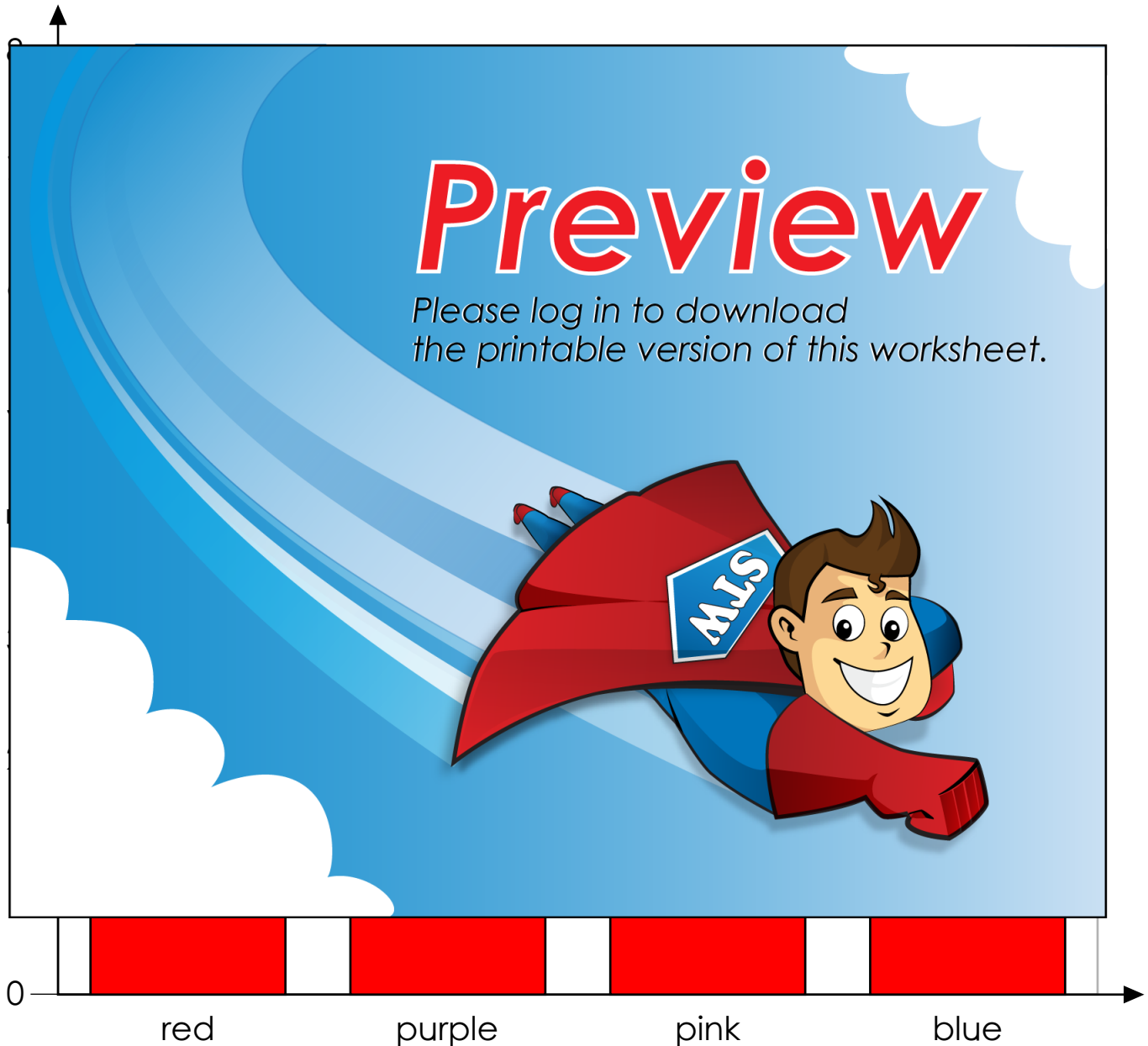
Noah counts the flowers in his garden. He sees:

- 5 red flowers
- 7 purple flowers
- 3 pink flowers
- 2 blue flowers

Make a graph to show how many flowers of each color he sees.




Noah's Garden Flowers



ANSWER KEY

Bar Graph of Flowers



Use the bar graph you made to answer the questions.

1. Did Noah see more red flowers or pink flowers?

1. red

2.

Preview

Please log in to download the printable version of this worksheet.

3.

4.

5.



6. How many more red flowers did he see than blue flowers?

6. 3